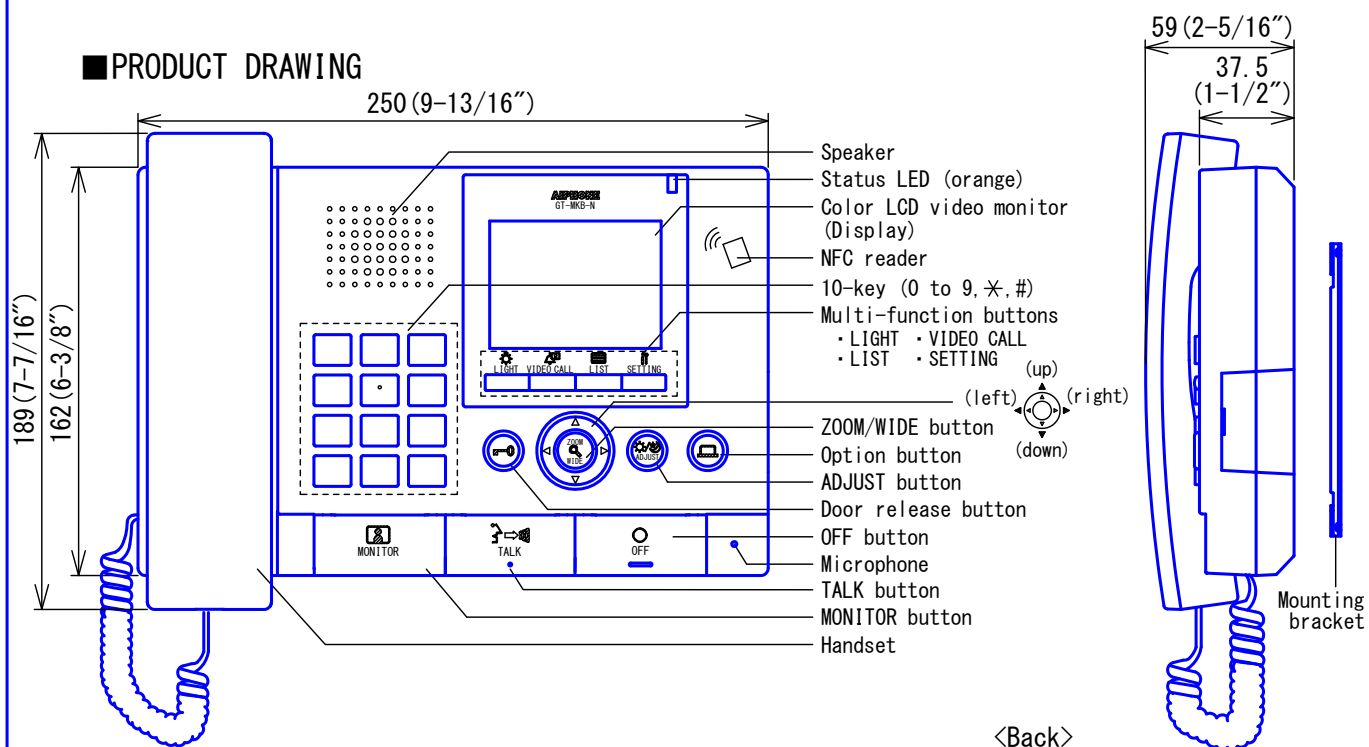
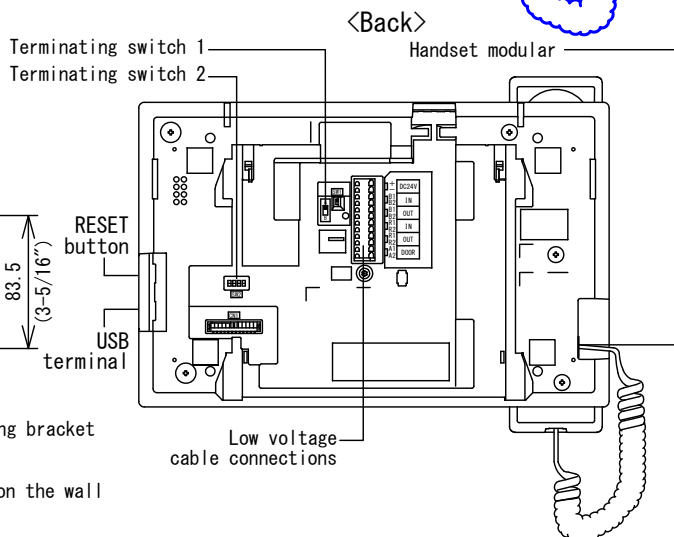
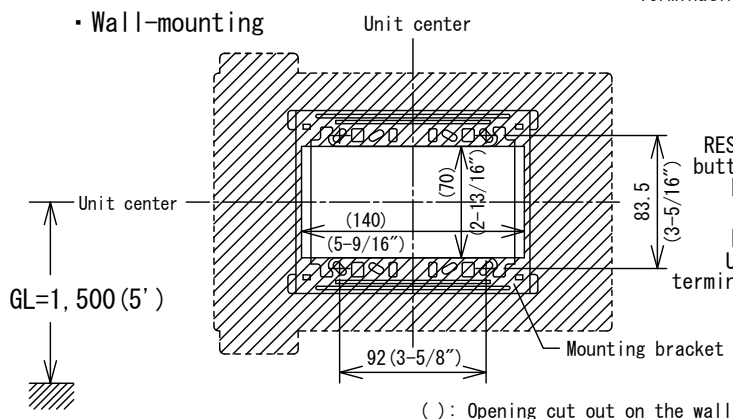


■ PRODUCT DRAWING



● MOUNTING

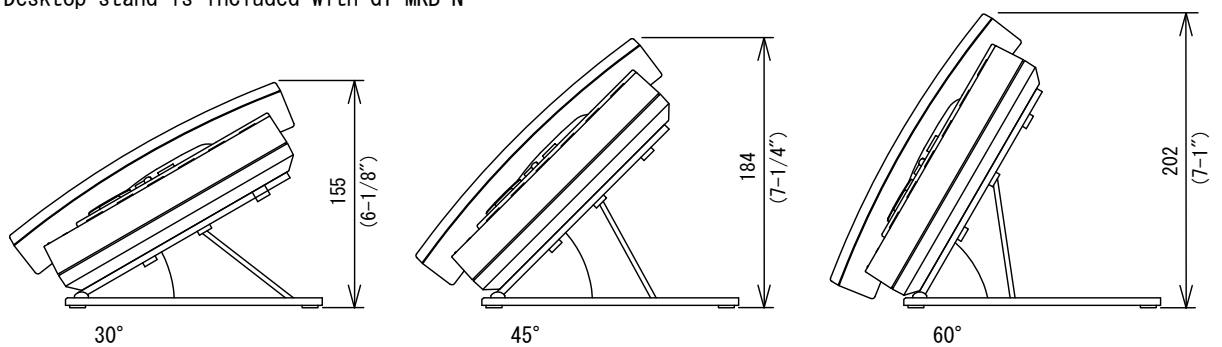
- Wall-mounting



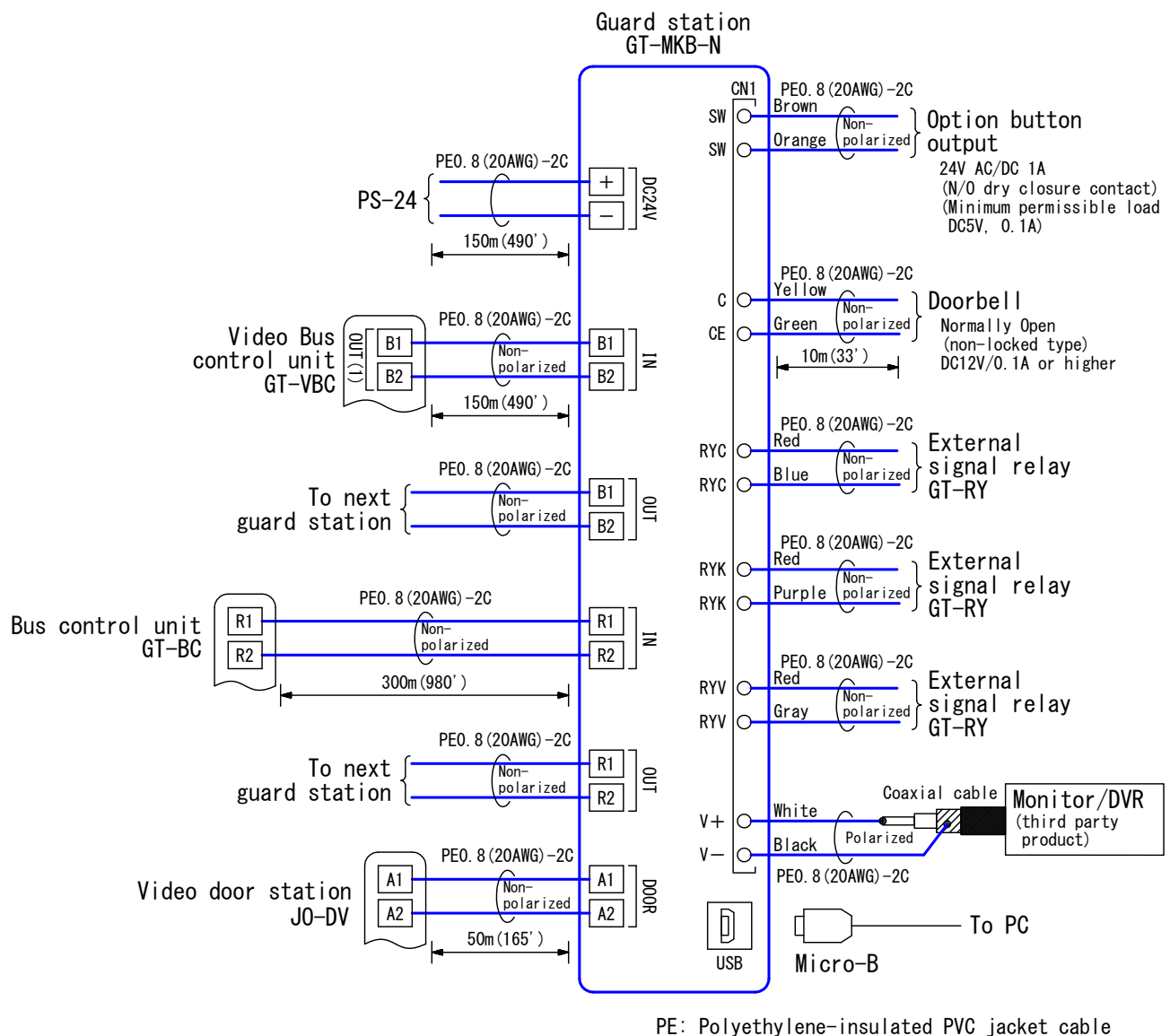
■ SPECIFICATIONS

Power source	DC 24V Supplied from a power supply unit (PS-2420 etc.)			
Power consumption	Maximum 250mA			
Communication	Open voice: Voice-actuated Handset: Voice-actuated/Full-duplex (Only when communicating with GT-1D and GT-MKB-N with handset)			
Monitor	3.5 inch TFT color LCD			
Pixels	230,000pixels (approx.), QVGA (320×240)			
Ambient temperature	0~40°C (32~104° F)			
Mounting	Desktop use (with desktop stand) or surface wall-mount			
Electrical box	3-gang box: wiring and fixing			
Material	Self-extinguishing ABS resin			
Unit color	Hardware: flat black, Panel: dark gray metallic			
Weight	820g (approx.) (1.81 lbs) (when used with desk stand:1.2kg (approx.) (2.70 lbs))			
Remarks	NFC receiver is equipped (Card type A, F)			
DESCRIPTION GUARD STATION		FIG. NAME PRODUCT/SPECIFICATIONS	UNIT mm	DATE 26 May, 2017
MODEL NO. GT-MKB-N		FIG. NO. G55647-1-4	PAGE 1/4	REVISION 1
AIPHONE				

- Desktop mounting (with desktop stand)
- * Desktop stand is included with GT-MKB-N



■ WIRING DIAGRAM



DESCRIPTION GUARD STATION	FIG. NAME PRODUCT/WIRING DIAGRAM	UNIT mm	DATE 26 May, 2017
MODEL NO. GT-MKB-N	FIG. NO. G55647-2-4	PAGE 2/4	REVISION 1
AIPHONE			

■ RESTRICTIONS

- Due to handsfree auto voice actuation system, smooth voice switching may be hindered by voice strength of the opponent or ambient noise, etc.

■ FUNCTIONS

- Calling/communication
 - Call and communicate with an entrance station in tenant buildings
 - Call and communicate with a guard station in tenant buildings
 - Call and communicate with a residential/tenant station in tenant buildings
 - Call and communicate with a main entrance stations in main buildings
 - Call and communicate with a main guard station in main buildings
- Monitor
 - Monitor an entrance station in tenant buildings
 - Monitor an entrance station in main buildings (*)
- Transfer
 - Transfer a call from an entrance station to a residential/tenant station
 - Transfer video image taken by an entrance station camera to a residential/tenant station
- Others
 - Unlock an electric lock while receiving an incoming call or during communication with an entrance station
 - Operate an optional device
 - Switch the video at an entrance station between zoom and wide, and operate pan and tilt
 - Adjust screen view to back light compensation and night correction
 - Check for missed calls and calling back
 - Receive an emergency call
 - Adjust brightness of the display
 - Adjust the call tone volume
 - Adjust the receive volume
 - Upload/download the setting file with NFC reader

*. For main guard stations only.

■ SETTING

Item	Setting value/choices	Default
BRIGHTNESS	0-9	5
tone volume	0 (Mute)-3	2
RECEIVE VOLUME	1-3	2
ADVANCED SETTINGS		
RECEPTION MODE	ON/OFF	OFF
PROGRAM MODE * Refer to "● PROGRAM MODE" (next page).	-	-

DESCRIPTION GUARD STATION	FIG. NAME RESTR. /FUNC. /SETTING	UNIT mm	DATE 26 May, 2017
MODEL NO. GT-MKB-N	FIG. NO. G55647-3-4	PAGE 3/4	REVISION 1
			AIPHONE

• PROGRAM MODE

Item			Setting value/choices	Default
SELECT LANGUAGE			ENGLISH/FRANCAIS/NEDERLANDS/ESPAÑOL/DEUTSCH/NORSK/ITALIANO/TÜRK/SUOMI	ENGLISH
CHANGE PASSCODE	ADMIN PASSCODE (*3)	NUMBER INPUT	*+4DIGITS	*1111
		NFC CARD	—	—
	MANAGER PASSCODE	NUMBER INPUT	#+4DIGITS	#2222
		NFC CARD	—	—
PROGRAMMING (*3)	PROGRAMMING (*2)		—	—
	TRANSFER DATA	ENTRANCE	1-16	—
		GUARD STATION	1-4	—
	VERIFY PROGRAM (*2)		—	—
SYSTEM SETTINGS	CALLING METHOD (*3)		NAME/#SEARCH, SECT LIST+UNIT# (*4), UNIT NUMBER (*1),SECT#+UNIT# (*1)	NAME/#SEARCH
	SECTION INFO (*3)	SECTION #	1-4 alphanumeric characters	—
		Section Name	0-32 alphanumeric characters	—
	RESIDENT INFO	UNIT # (*3)	1-6 alphanumeric characters	—
		Resident Name	0-32 alphanumeric characters	—
	ENTRANCE INFO (*3)	ENTRANCE #	1-6 alphanumeric characters	—
		Entrance Name	0-32 alphanumeric characters	—
	GUARD INFO (*3)	GUARD #	1-6 alphanumeric characters	—
		Guard Name	0-32 alphanumeric characters	—
	STATION SETTINGS	TIMER SETTINGS	OPERATION TIMER (*3)	15-99SEC.
PROGRAM TIMER (*3)			30-99SEC.	60 SEC.
CALL DURATION			30-99SEC.	45 SEC.
SORT SETTING		SORT BY NAME/SORT BY UNIT#	SORT BY NAME	
OPTIONAL OUTPUT (*3)		CALL-IN OUTPUT	ON/OFF	ON
		ALARM	ON/OFF	ON
UNIT CALLING (*3)		ON/OFF	ON	
VIDEO CALL ID (*3)		N/A, ENTRANCE ID1, ENTRANCE ID2	N/A	
QUIT			—	—

- *1. For main guard stations only.
 *2. For tenant guard stations only.
 *3. The items cannot be set with the Manager authority.
 *4. For guard stations in multi building systems only.

• SETTING SWITCH

- For terminating a guard station, set SW1 to "A".
 When not terminating, set to "B"SW1



- Sets this unit as used for either a multi building system or single building system.
 (Multi building system/Single building system)SW2-1
- Sets the ID of this unit. (ID 2 (4)/ID 1 (3))SW2-3
 * (3), (4): GT-BCXB-N Common trunk line 2
- Resets Admin Passcode and Manager Passcode when this unit is initialized by setting this switch to ON in 2 seconds (ON/OFF)SW2-4
- UnuseSW2-2



DESCRIPTION GUARD STATION	FIG. NAME SETTING	UNIT mm	DATE 26 May, 2017
MODEL NO. GT-MKB-N	FIG. NO. G55647-4-4	PAGE 4/4	REVISION 1
			AIPHONE